








# BATTERIES

<p><b>LF280K-EVE</b></p>		<p> <b>Rated Voltage:</b> 3.2 V  <b>Rated Capacity @ 25°C:</b> 280Ah  <b>Rated Energy @25°C:</b> 896Ah  <b>Work current :</b> 1C  <b>Voltage Range:</b>2.5 - 3.65V  <b>Weight:</b> 5490g±300g  <b>Cycle life:</b> ≥6000 (≥initial capacity *80%)         </p>
<p><b>HV-Magic-71 Stackable</b></p>	 <p>*picture for reference</p>	<p> <b>Battery System Capacity (kWh):</b> 10.24  <b>Battery System Voltage (Vdc):</b> 102.4  <b>Battery System Capacity (Ah):</b> 100  <b>Efficiency:</b> 98%  <b>Dimension:</b> 755mm X 527mm X 1660mm  <b>Operation life:</b> 10+ years         </p>
<p><b>ES-BOX 36 MAX (AISUN)</b></p>		<p> <b>Nominal Voltage:</b> 51.2V- 16S  <b>Nominal Capacity:</b> 314Ah  <b>Nominal Energy:</b> 16kWh  <b>Operation Voltage range:</b> 40.0V-57.6V( adjustable)  <b>Max. Continuous current:</b> 200A  <b>Max. continuous discharge current:</b> 200A  <b>Cycle Life:</b> 6000 times (80%DOD)  <b>Size:</b> 650mm X 480mm X235 ±1mm  <b>Weight:</b> 85kg ± 0.5kgs         </p>

<p><b>ES-BOX37 PLUS (AISUN)</b></p>		<p><b>Nominal Voltage:</b> 51.2V- 16S  <b>Nominal Capacity:</b> 200Ah  <b>Nominal Energy:</b> 10.24kWh  <b>Operation Voltage range:</b> 40.0V-57.6V( adjustable)  <b>Max. Continuous current:</b> 150A  <b>Max. continuous discharge current:</b> 150A  <b>Cycle Life:</b> 6000 times (80%DOD)  <b>Size:</b> 650mm X 480mm X 235 ±1mm  <b>Weight:</b> 85kg ± 0.5kgs</p>
<p><b>AM10+</b></p>		<p><b>Nominal Voltage:</b> 51.2V- 16S  <b>Nominal Capacity:</b> 206Ah  <b>Nominal Energy:</b> 10.34kWh  <b>Operation Voltage range:</b> 40.0V-57.6V( adjustable)  <b>Max. Continuous current:</b> 150A  <b>Max. continuous discharge current:</b> 150A  <b>Cycle Life:</b> 6000 times (80%DOD)  <b>Size:</b> 650mm X 480mm X235 ±1mm  <b>Weight:</b> 85kg ± 0.5kgs</p>
<p><b>ES BOX33S</b></p>		<p><b>Nominal Voltage:</b> 25.6V- 8S  <b>Nominal Capacity:</b> 314Ah  <b>Nominal Energy:</b> 8.0384kWh  <b>Operation Voltage range:</b> 20.0V-29.2V( adjustable)  <b>Max. Continuous current:</b> 150A  <b>Max. continuous discharge current:</b> 150A  <b>Cycle Life:</b> 6000 times (80%DOD)  <b>Size:</b> 520mm X 420mm X230  <b>Weight:</b> 68kg ± 0.5kgs</p>
<p><b>LFF-12100</b></p>		<p><b>Nominal Voltage:</b> 12.8V- 4S  <b>Nominal Capacity:</b> 100Ah  <b>Nominal Energy:</b> 1.28kWh  <b>Operation Voltage range:</b> 10.0V-14.6V( adjustable)  <b>Max. Continuous current:</b> 100A  <b>Max. continuous discharge current:</b> 100A  <b>Cycle Life:</b> 6000 times (80%DOD)</p>

		<b>Casting:</b> ABS+screw <b>Size:</b> 326mm X 171mm X215mm <b>Weight:</b> 10kg ± 0.5kgs
<b>LFF12200</b>		<b>Nominal Voltage:</b> 12.8V- 4S <b>Nominal Capacity:</b> 200Ah <b>Nominal Energy:</b> 2.56kWh <b>Operation Voltage range:</b> 10.0V-14.6V( adjustable) <b>Max. Continuous current:</b> 100A <b>Max. continuous discharge current:</b> 100A <b>Cycle Life:</b> 6000 times (80%DOD) <b>Casting:</b> ABS+screw <b>Size:</b> 219mm X 329mm X 522mm <b>Weight:</b> 10kg ± 0.5kgs